

# **HB 2017 Transit Advisory Committee**

**April 27, 2018**

# Meeting Agenda


Welcome and Introductions	5 min.
Public Comment	15 min.
Timeline Discussion	5 min.
Updated Revenue Projections & Apportionment	20 min.
Electric Bus Presentation	30 min.
High Poverty Definition Methodology Discussion	10 min.
Updates:	5 min.
<ul style="list-style-type: none"> <li>• Public Workshops</li> <li>• Regional Coordination Selection Process</li> </ul>	

# Public Comment



# HB2017 Planning Timeline

We are here



# Timeline

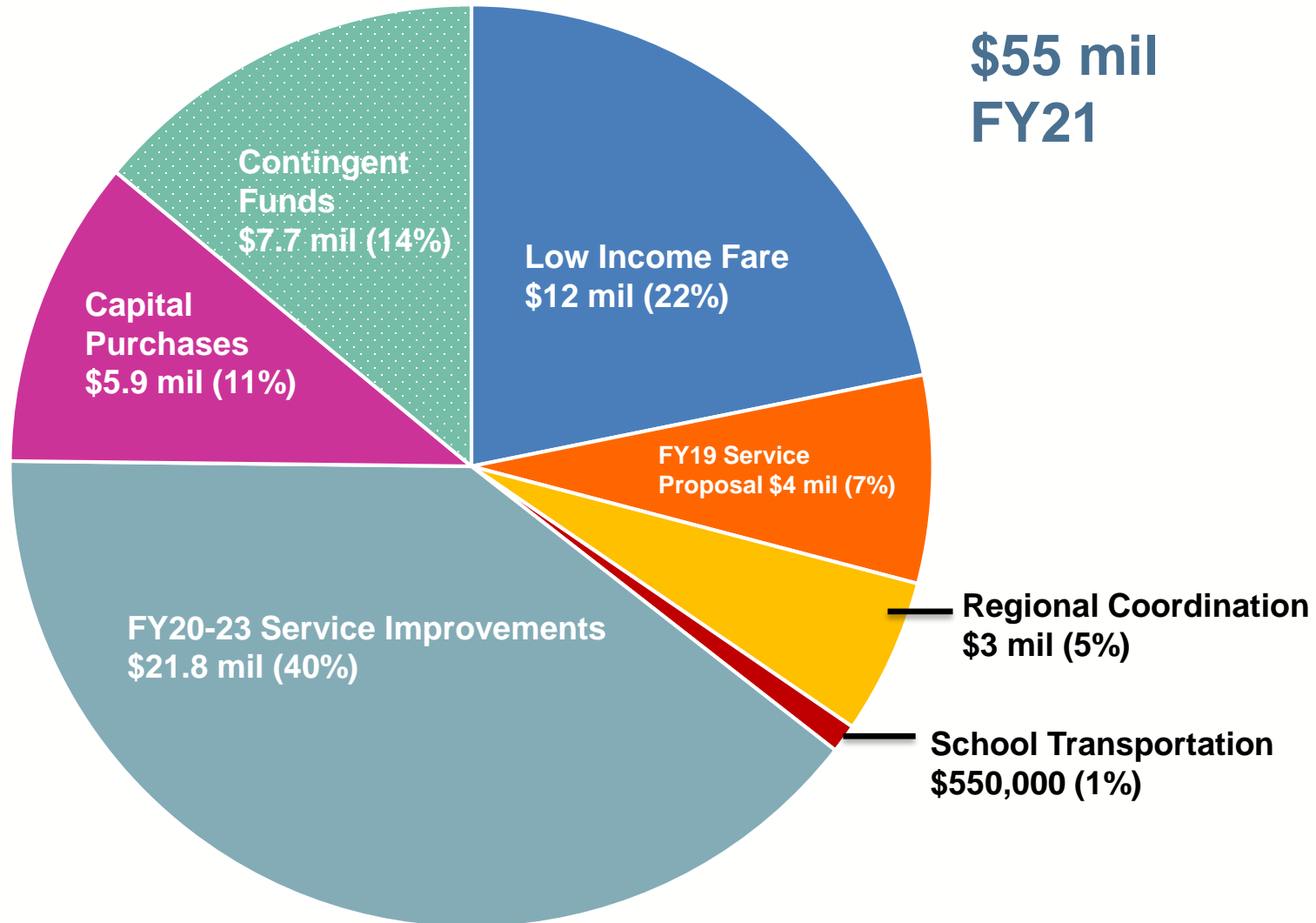
## Questions & Discussion

# Updated HB2017 Revenue Estimates

## TriMet District Revenue Projections

	FY19	FY20	FY21
ODOT 100% Projection	\$18.7 mil	\$42.6 mil	\$48.2 mil
TriMet Projection (114% of ODOT Projection)	\$21.3 mil	\$48.6 mil	\$55 mil
ODOT 130% Projection	\$24.4 mil	\$55.5 mil	\$62.7 mil

# Updated HB2017 Revenue Estimates



## Student Transportation

“Each Qualified Entity is required to spend at least one percent of STIF Formula Fund moneys received each year on student transit services for students in grades 9 through 12, if practicable.”

- Draft STIF Rules

There isn't a definition of what qualifies as a “student transportation” project.

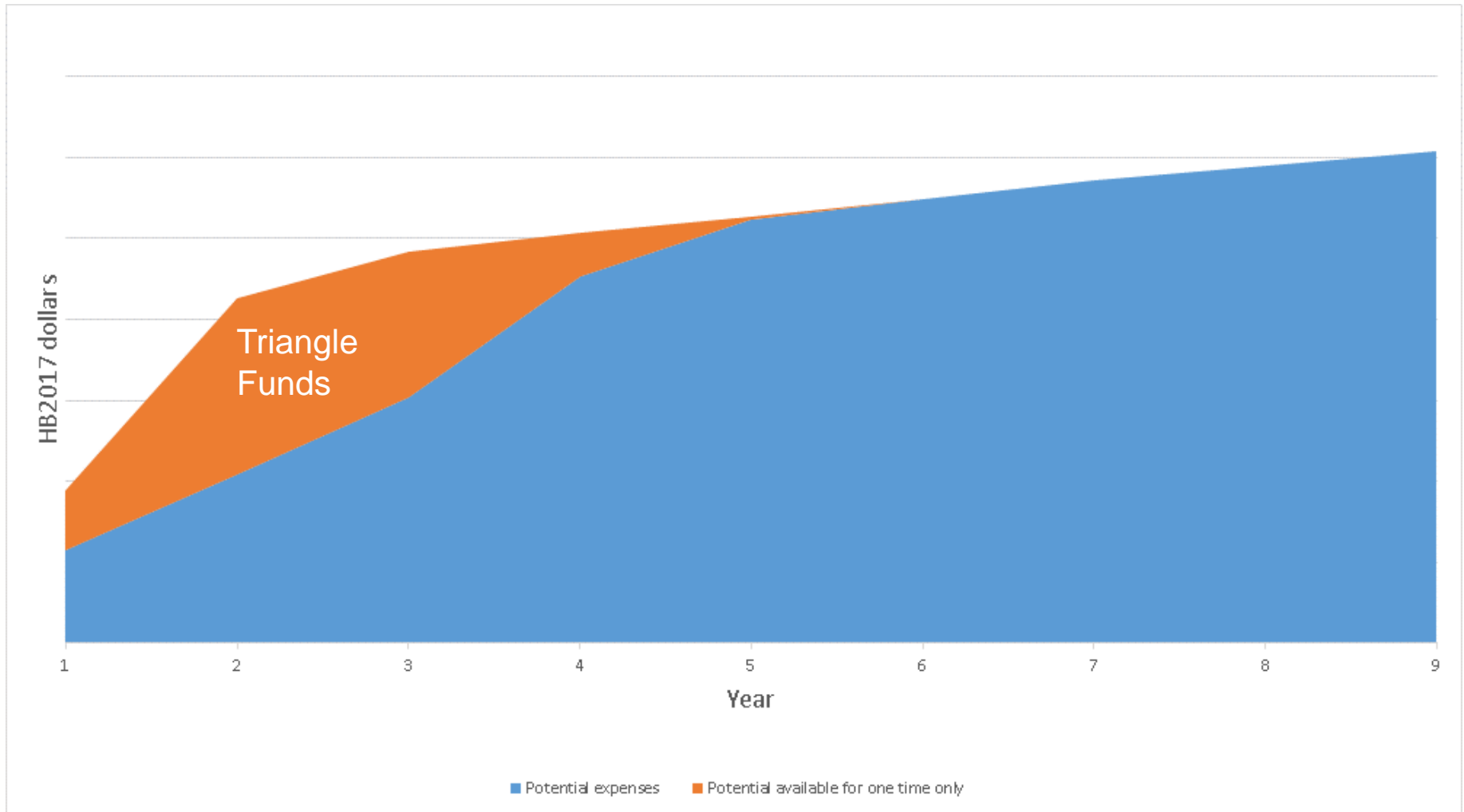


# Operations and Capital

## Last Meeting

- Projected 5 year phase-in of service due to
  - Need to hire & train mechanics
  - Lack of bus yard capacity
  - Purchase of vehicles
- Dedicate a percentage of funds to ongoing capital purchases
  - Buses
  - System capital

# Operations and Capital



# Operations and Capital

## Recommendation

- Triangle funds are only spent on capital projects
  - Examples: electric buses & charging infrastructure, articulated buses, bus lanes/transit signal priority, shelters, transit center expansions, etc.
- Public workshops and online survey will help to determine how the triangle funds should be spent

# Operations and Capital

## Questions & Discussion

# Electric Bus Presentation

Kate Sargent

Title

Sam Schwartz Transportation Consultants

# High Percentage Poverty

## Last Meeting

- Reviewed several means of viewing poverty
  - Various percentages
  - Raw numbers
  - People per acre
- Requests
  - Destinations
  - Level of service overlay
  - Education centers
  - Senior and disabled services

# High Percentage Poverty

Four step process

1. Use 10 factor analysis to determine where high concentrations of poverty are located
2. Determine destinations for high poverty origins
  - i. Employment
  - ii. Schools
  - iii. Grocery stores
  - i.v. Senior and disabled services
3. Overlay the existing TriMet network to determine what connections aren't served or are underserved (discuss transfers)
4. Any unserved/under served connections will be considered "connections of special concern"

# High Percentage Poverty

## 10 factor analysis

- People of color
- Limited English proficiency
- Youth population
- Limited vehicle access
- Affordable housing units
- Low income population
- Senior population
- People with disabilities
- Low & medium wage jobs
- Key retail/human/social services

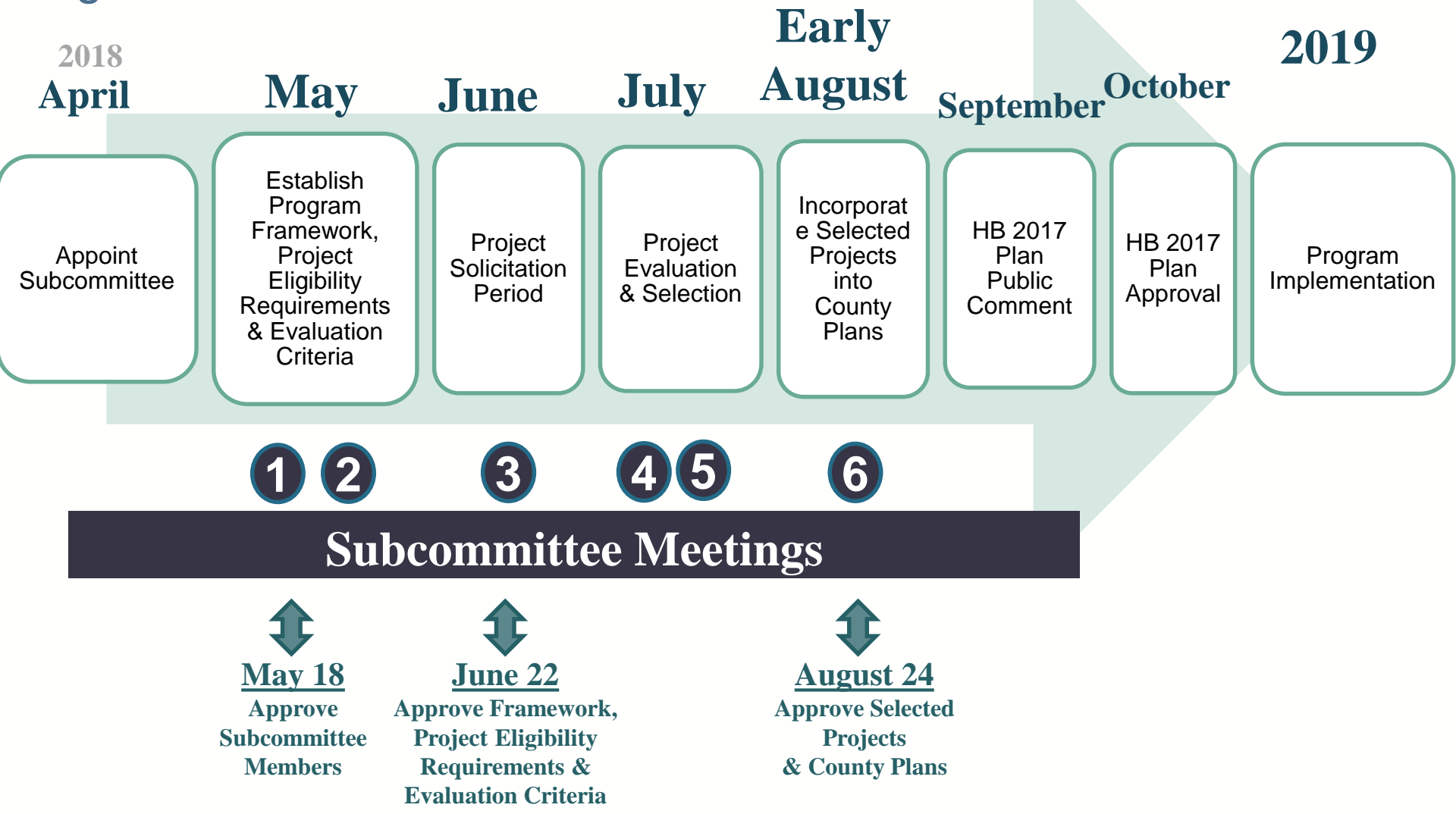


# High Percentage Poverty

## Questions & Discussion



## Regional Coordination Selection Process



## Next Meeting: May 18<sup>th</sup>

### Agenda

- Results of high poverty analysis
- Transit 101 presentation
- Early results from the online survey
- Public workshops update
- Regional coordination selection process update